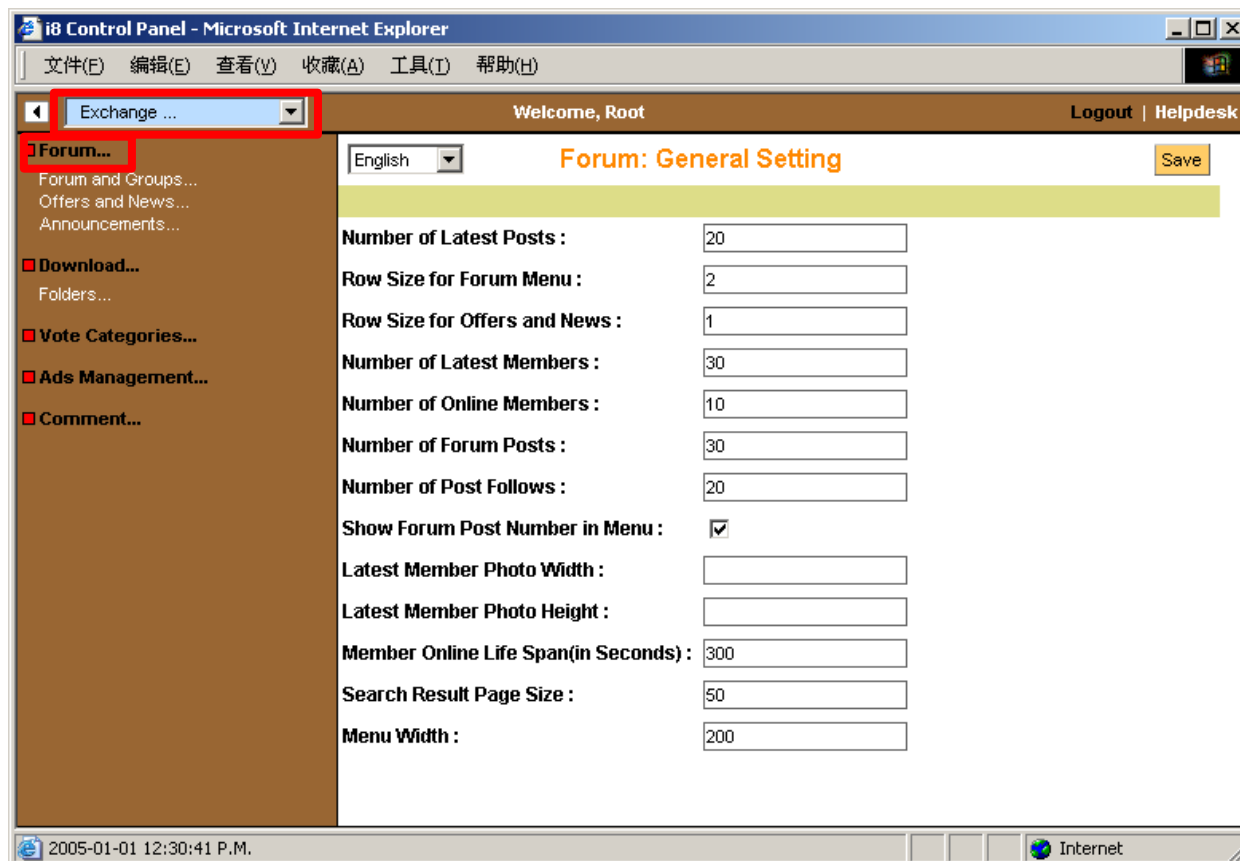


09. Enterprise Forum (EBBS)

GENERAL SETTING	1
FORUM GROUPS AND FORUMS.....	2
ADD / EDIT FORUM GROUP.....	3
ADD / EDIT FORUM ZONE.....	4
OFFERS & NEWS.....	5
ANNOUCEMENT	6

The forum is mainly for enterprise use. With access control function and classification of members, the forum can be use as a project communication channel or customer relationship management tool (More functions can be downloaded from the web)

GENERAL SETTING



LOC: : Exchange > Forum (General Setting)

The items of general setting are:

Number of latest posts	The number of latest posts to be shown in form home (Different members would have different list)
Row size for menu	Number of menu link in the same row
Row size foe offers and news	In some system, there are news and offers of products show to the forum number, this number controls the number of offer/news in the same row
Number of latest members	Show the name of latest joined members
Number of online members	Online member will be shown in a list
Number of forum posts	Number of posts shown in every page of a forum
Number of thread replies	When the replies to a topic exceed the number, it will be shown in next page
Show forum post number	Show a number on the forum menu link indicating the number of pots in a forum
Member logo size	控制最新会员头像的显示大小 (留空将以头像原有大小显示)
Online lifespan	Member without activity will be treated as offline
Search result page size	Search result page size
Menu width	Menu Widget width of forum

FORUM GROUPS AND FORUMS

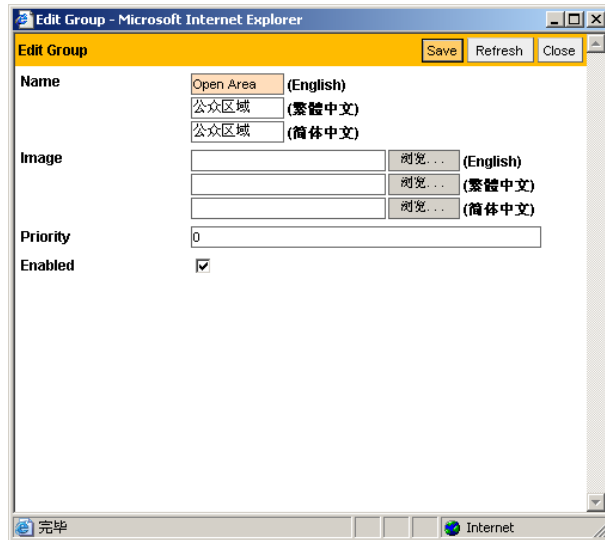
LOC: : Exchange > Forum and Groups

- **Name:** Name of a forum zone or a group
- **#:** Number of posts in a forum zone
- **Image:** Image for menu link of forum zone or group
- **Form Master:** Administrator of a forum zone
- **Code:** Access code of forum zone
- **Access Level:** Access level of forum zone (Please refer to the previous page for member type access levels)
- **Priority:** Display priority of the zone or group in front end
- **SM:** Specific to members (Only assigned members have the right to access no matter if he/she has a higher member type access level or not)
- **SG:** Specific to groups (Only selected groups of members have the right to access the forum zone, no matter if he/she has a higher access level or not)
- **Enabled:** Enable or disable a forum zone or group
- **Edit:** Edit zone or group property
- **Add forum:** Add zone for a group
- **Delete:** Remove group or forum zone

Name	#	Image	Forum Master	Code	Access Level	Priority	SM	SG	Enabled	Edit	Add Forum	Delete
Open Area	(163)					0			<input checked="" type="checkbox"/>			
Announcement	(21)		Phentony	announc	0	1	<input type="checkbox"/>	<input type="checkbox"/>	<input checked="" type="checkbox"/>			
IT News	(134)		Phentony	it_news	0	2	<input type="checkbox"/>	<input type="checkbox"/>	<input checked="" type="checkbox"/>			
Job Opportunities	(5)			jobs	0	3	<input type="checkbox"/>	<input type="checkbox"/>	<input checked="" type="checkbox"/>			
Useful Links	(3)			link2	0	4	<input type="checkbox"/>	<input type="checkbox"/>	<input checked="" type="checkbox"/>			
Documentation	(22)					1			<input checked="" type="checkbox"/>			
i8.IBS	(19)			doc_i8_i	0	1	<input type="checkbox"/>	<input type="checkbox"/>	<input checked="" type="checkbox"/>			
Services	(3)		Phentony	doc_ent	0	2	<input type="checkbox"/>	<input type="checkbox"/>	<input checked="" type="checkbox"/>			
Solutions	(0)		Phentony	doc_sol	0	3	<input type="checkbox"/>	<input type="checkbox"/>	<input checked="" type="checkbox"/>			
Customer Services	(11)					2			<input checked="" type="checkbox"/>			
i8.ECS 2.0	(3)		Phentony	i8_ecs_2	0	1	<input type="checkbox"/>	<input type="checkbox"/>	<input checked="" type="checkbox"/>			
i8.Portal	(0)		Phentony	i8_portal	0	2	<input type="checkbox"/>	<input type="checkbox"/>	<input checked="" type="checkbox"/>			
i8.IBS	(8)		Phentony	i8_ibs	0	3	<input type="checkbox"/>	<input type="checkbox"/>	<input checked="" type="checkbox"/>			
Email Services	(0)		Phentony	cs_email	0	4	<input type="checkbox"/>	<input type="checkbox"/>	<input checked="" type="checkbox"/>			
Solutions	(0)			cs_solut	0	5	<input type="checkbox"/>	<input type="checkbox"/>	<input checked="" type="checkbox"/>			
Projects	(498)					3			<input checked="" type="checkbox"/>			
DNPISCOM	(18)		Phentony	dnpiscor	3	0	<input checked="" type="checkbox"/>	<input type="checkbox"/>	<input checked="" type="checkbox"/>			
PNAVCO	(1)		Phentony	pnaycoc	3	0	<input checked="" type="checkbox"/>	<input type="checkbox"/>	<input checked="" type="checkbox"/>			
alpaq.com	(92)		Phentony	alpaq_co	20	1	<input checked="" type="checkbox"/>	<input type="checkbox"/>	<input checked="" type="checkbox"/>			
hongkong-hosting.com	(0)		Phentony	hongkon	20	1	<input checked="" type="checkbox"/>	<input type="checkbox"/>	<input checked="" type="checkbox"/>			
i8series.com	(0)		Phentony	i8series	20	1	<input checked="" type="checkbox"/>	<input type="checkbox"/>	<input checked="" type="checkbox"/>			
hktrip.com	(2)		Phentony	hktrip_c	20	2	<input checked="" type="checkbox"/>	<input type="checkbox"/>	<input checked="" type="checkbox"/>			
HobbyEasy	(325)		Phentony	hobbyes	20	2	<input checked="" type="checkbox"/>	<input type="checkbox"/>	<input checked="" type="checkbox"/>			
Unibank	(30)		Phentony	unibank	20	2	<input checked="" type="checkbox"/>	<input type="checkbox"/>	<input checked="" type="checkbox"/>			
i8 manuals	(1)		Phentony	i8_manu	20	10	<input checked="" type="checkbox"/>	<input type="checkbox"/>	<input checked="" type="checkbox"/>			
i8.Shop	(20)		Phentony	i8ecs	20	11	<input checked="" type="checkbox"/>	<input type="checkbox"/>	<input checked="" type="checkbox"/>			
i8.Trade	(1)		Phentony	i8_trade	20	13	<input checked="" type="checkbox"/>	<input type="checkbox"/>	<input checked="" type="checkbox"/>			
i8.Passport	(4)		Phentony	i8_passp	20	14	<input checked="" type="checkbox"/>	<input type="checkbox"/>	<input checked="" type="checkbox"/>			
i8.ISP	(4)		Phentony	i8_jsp	20	15	<input checked="" type="checkbox"/>	<input type="checkbox"/>	<input checked="" type="checkbox"/>			
i8.Nemo	(0)		Phentony	i8_nemo	20	16	<input checked="" type="checkbox"/>	<input type="checkbox"/>	<input checked="" type="checkbox"/>			
Downloads	(25)					4			<input checked="" type="checkbox"/>			

Mouse over the magnifier to view a summary of SM or SG setting

ADD / EDIT FORUM GROUP



LOC: : Exchange > Forum and Groups

Click "[Add New Forum Group](#)" or the "[Edit group property](#)" icon

- **Name:** Name of the forum group
- **Image:** Menu Group Identification
- **Priority:** Priority of a group
- **Enabled:** Enable or disable a group

ADD / EDIT FORUM ZONE

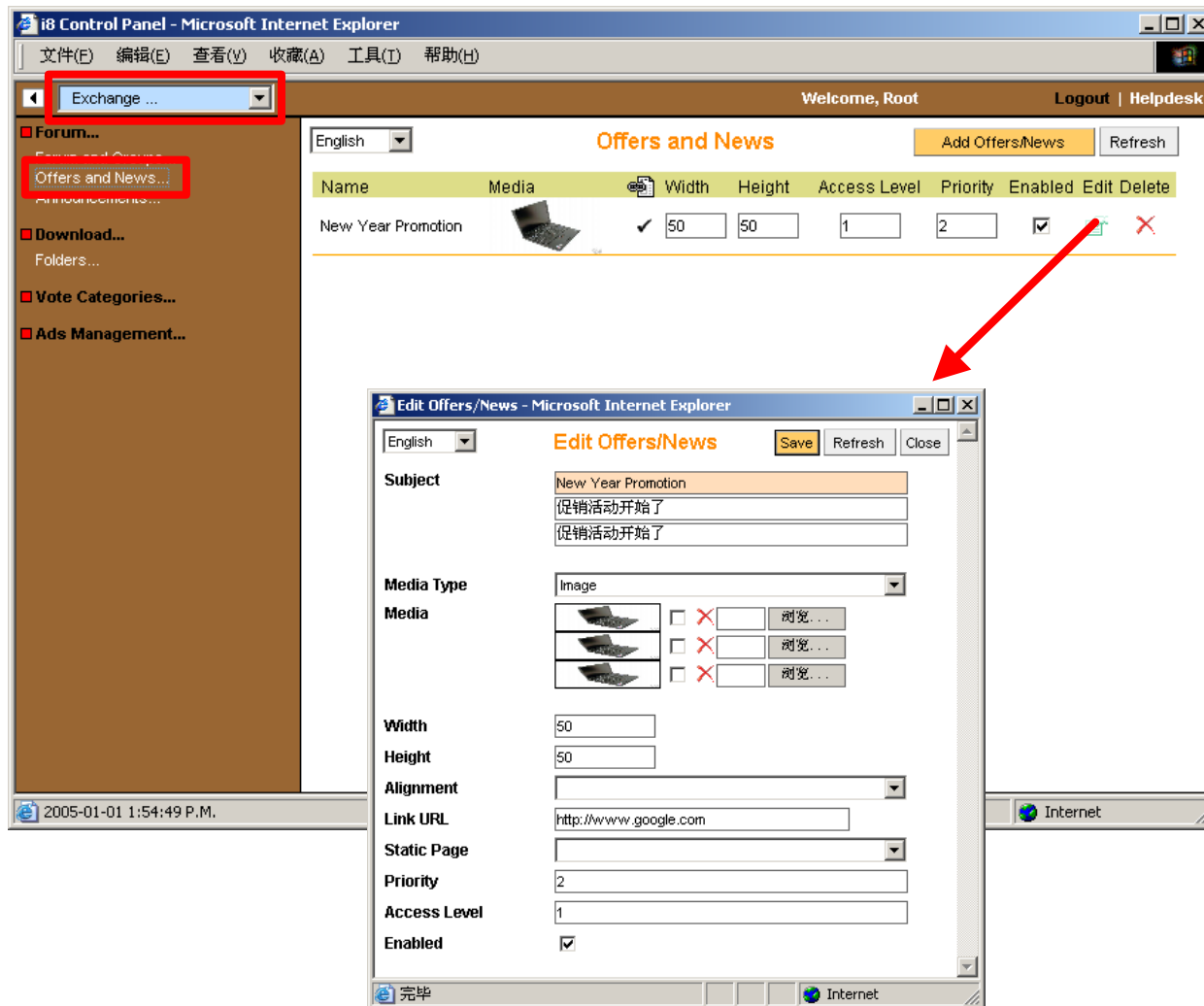
LOC:: Exchange > Forum and Groups

Click "[Add New Forum](#)" link or the "[Edit Forum](#)" Icon

- **Name:** Forum Zone Name
- **Image:** Link image for menu link
- **Description:** Description of the forum zone which to be displayed in front end
- **Enabled:** Enable or disable the zone
- **Forum group:** The group of the forum zone
- **Forum master:** The administrator of the forum (Different systems would have different member identify entry type, we call it passport, here we use email)
- **Access code:** Access code of forum zone (if not assigned, then system will auto-generate one)
- **Access level:** Access level of a forum zone (Only members of types having access level of equal or higher then the assigned level can access the forum zone. If SM or SG is specified, then those members can also visit the forum even their access levels are lower)
- **Priority:** Display priority of the forum in front end
- **Specific to members:** Accessible to some members
- **Members:** Accessible members
- **Specific to member types:** Accessible to some member types
- **Member types:** Accessible member types¹

¹ You can manage member types in "System configuration / options" part

OFFERS & NEWS



LOC:: Exchange > Offers & News ...

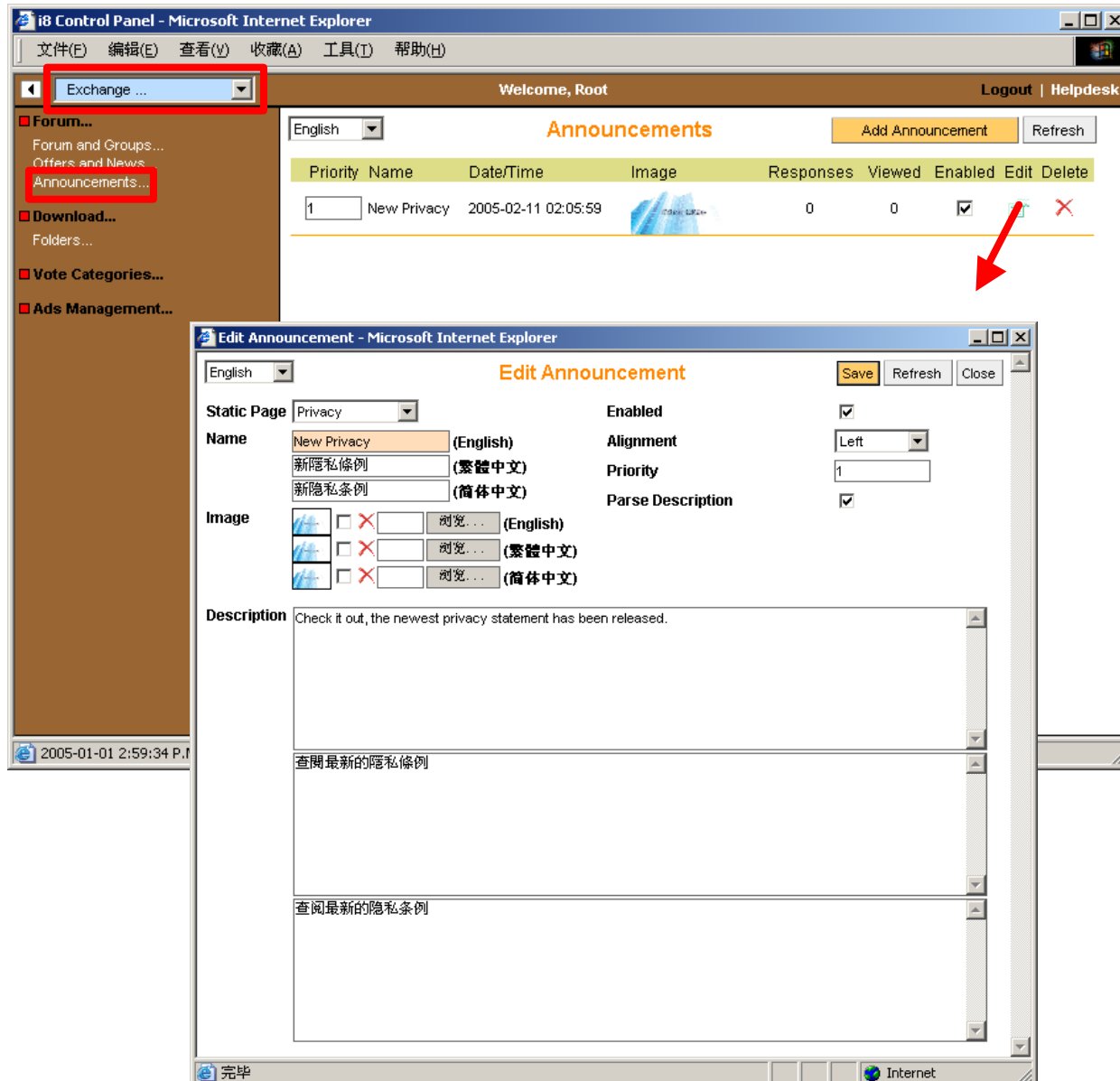
Offers and news are information that display to forum users telling them important information, particularly on sales or announcements

- **Name:** Name of the offer/news
- **Media:** Image/Flash for the offer/news
- **Link:** Link of content pages
- **Width/Height:** Size of the media
- **Access level:** Some offer/news are only visible to members of level higher than certain level
- **Priority:** Display order of the offer/news
- **Enabled:** Disable or enable
- **Edit:** Edit the news/offer
- **Delete:** Remove offer/news

Click “Add Offer/News” button or “Edit offer/news” button (Here we only describe extra fields)

- **Media type:** Media type of the offer/news, either image or flash
- **Media:** Image or Flash to be uploaded as media for the offer/news (Click the red image icon to remove the media)
- **Alignment:** Alignment of media
- **Link:** The URL of the detail of the offer
- **Static page:** Obsolete

ANNOUNCEMENT



LOC:: Exchange > Offers & News ...

Announcements are put on significant position in forum to let members/visitors know about latest happenings

- **Priority:** Display priority of the announcement
- **Name:** Title of the announcement
- **Date/Time:** Date/time the announcement is created
- **Image:** Image for the announcement
- **Reponses:** Number of forum responses corresponding to the announcement
- **Viewed:** Number of times the announcement detail is views
- **Enable:** Enable or disable the announcement
- **Edit:** Edit announcement property
- **Delete:** Remove the announcement

Click "Add announcement" button or "Edit" button

- **Static page:** The announcement will be link
- **Alignment:** The alignment of the image
- **Description:** Abstract of the announcement